


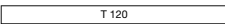
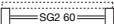


Planløsning



Elementer / Signaturer

- | | | | |
|--------|--------|-------------------------------------|--|
| 5 stk. | S1 | Stolpe S1 |  |
| 1 stk. | S2 | Stolpe S2 |  |
| 5 stk. | T 120 | Tett element, 120 cm |  |
| 2 stk. | SG2 60 | Element med glass + 2 dekorsprosser |  |